

# CONFECTIONERY SHOWCASE - LAMINATED BASE

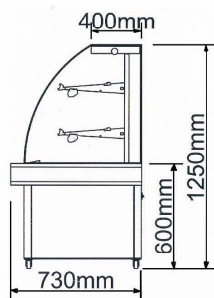
- Blower System
- Double Curved Glass



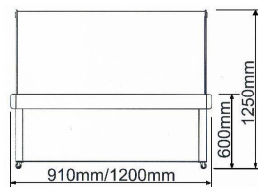
CKE 4SCSB




CKE 4SCGM



Side View



Front View



Front View

## HIGHLIGHTS

**Maroon (GM) or Black (SB)**  
Vinyl laminated base.

**Suitable for cake and confectionery.**  
An ideal showcase, which creates impulse sales.

**Display compartment is constructed**  
with double layer hardened glass.

**4 sides clear glass with front curved glass**  
and internal lighting for excellent display.

**Temperature of entire glass case is even,**  
ensure by forced by forced air circulation.

**Automatic defrost system**  
saves energy consumption and provide shortest possible defrost cycle.

**Refrigeration system protected from corrosion**  
by urethane-treated evaporator coil.

**Blower system (assisted with fan)**  
will ensure homogenous coolness in the storage space.

**Oversized coil and low velocity fan system**  
maintain high humidity and low temperature and product freshness.

**Environmental friendly refrigerant**  
(CFC and HCFC Free) R134a.

**2 tier removable and adjustable shelves.**

**Interior lighting,**  
shielded fluorescent interior lighting assures safety.

**White base glass shelves, for easier cleaning**  
and comply with sanitation requirement. White base enhance eye catching display.

**Tested at ambient temperature of 32°C,**  
with no load.

## TABLE INFO



MODEL	CKE3SCSB CKE3SCGM	CKE4SCSB CKE4SCGM	CKE5SCSB CKE5SCGM	CKE6SCSB CKE6SCGM	CKE8SCSB CKE8SCGM
Temperature°C (celsius)	+2 to +8	+2 to +8	+2 to +8	+2 to +8	+2 to +8
External Dimension (mm)	910 x 730 x 1250	1200 x 730 x 1250	1500 x 730 x 1250	1800 x 730 x 1250	2400 x 730 x 1250
Internal Dimension (mm)	686 x 559 x 610	980 x 559 x 610	1290 x 559 x 610	1650 x 559 x 610	2160 x 559 x 610
External Finishing	Laminated Steel Sheet	Laminated Steel Sheet	Laminated Steel Sheet	Laminated Steel Sheet	Laminated Steel Sheet
Internal Finishing	Stainless Steel	Stainless Steel	Stainless Steel	Stainless Steel	Stainless Steel
Voltage/ Frequency (V/Hz)	230V/1/50Hz 220V/1/60Hz	230V/1/50Hz 220V/1/60Hz	230V/1/50Hz 220V/1/60Hz	230V/1/50Hz 220V/1/60Hz	230V/1/50Hz 220V/1/60Hz
Weight (kgs)	144	178	216	226	325
Compressor	1/3Hp	1/2Hp	1/2Hp	3/4Hp	3/4Hp
Wattage (W)	646 - 714	855 - 945	1045 - 1155	1283 - 1417	1473 - 1627
Ampere (A)	3.8 - 4.2	4.7 - 5.2	5.7 - 6.3	7.6 - 8.4	8.5 - 9.5
Energy Consumption (kw/ 24h)	15.5 - 17.1	20.5 - 22.7	20.1 - 27.7	30.8 - 34.0	35.3 - 39.1
Condenser	Air Cooled	Air Cooled	Air Cooled	Air Cooled	Air Cooled
System	Force Convection	Force Convection	Force Convection	Force Convection	Force Convection
Refrigerant/ Grams	R134a / 400g	R134a / 760g	R134a / 650g	R134a / 750g	R134a / 900g
Defrost System	Forced Air Circulation	Forced Air Circulation	Forced Air Circulation	Forced Air Circulation	Forced Air Circulation
Temperature Control	Digital	Digital	Digital	Digital	Digital
Glass Shelves (Levels)	2	2	2	2	2
Gross Volume (Litres)	210	290	360	440	590
Unit For 20ft Container	14	11	10	7	4
Unit For 40ft Container	30	24	22	16	8

Optional: To include key lock, prevents unauthorised access to the stores confectioneries.

As product improvement is an on going process, we reserve the right to change specifications or design without notice.