


AUTOMATIC CHANGE-OVER PRESSURE REGULATOR

SEPARATE TYPE (FOR INDUSTRIAL USE)

30kg/h



KA-32AK

50kg/h



KA-50AK

SPECIFICATIONS

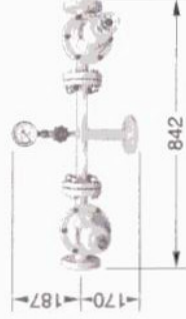
MODEL NO.	KA-32AK	KA-50AK
CAPACITY Q	32kg/h	50kg/h
INLET PRESSURE P ₁	2.0~15.6kg/cm ² (0.2~1.56MPa)	
DELIVERY PRESSURE P ₂	1.0~1.6kg/cm ² (100~160kPa)	
INLET CONNECTIONS	1/2" (15A) 20K FLANGE	3/4" (20A) 20K FLANGE
OUTLET CONNECTION	Rc 1/2" (15A) FEMALE SCREW	Rc 1" (25A) FEMALE SCREW
MAX. LOCK-UP PRESSURE	1.7kg/cm ² (0.17MPa)	

70kg/h



KA-70TK

100kg/h



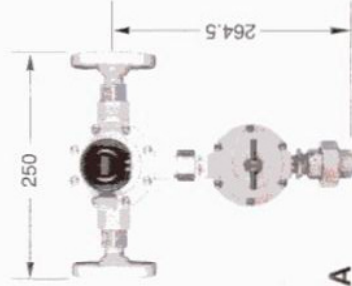
KA-100TK

SPECIFICATIONS

MODEL NO.	KA-70TK	KA-100TK
CAPACITY Q	70kg/h	100kg/h
INLET PRESSURE P ₁	2.0~15.6kg/cm ² (0.2~1.56MPa)	
DELIVERY PRESSURE P ₂	0.96~1.8kg/cm ² (96~180kPa)	
INLET CONNECTIONS	3/4" (20A) 20K FLANGE	1" (25A) 20K FLANGE
OUTLET CONNECTION	1" (25A) 20K FLANGE	1" (25A) 20K FLANGE
MAX. LOCK-UP PRESSURE	1.95kg/cm ² (0.195MPa)	

ADJUSTABLE (MEDIUM PRESSURE) TYPE

30kg/h



KAM-30A

SPECIFICATIONS

MODEL NO.	KAM-30A
CAPACITY Q	30kg/h
INLET PRESSURE P ₁	2.0~15.6kg/cm ² (0.2~1.56MPa)
DELIVERY PRESSURE P ₂	0.3~0.8kg/cm ² (30~80kPa)
INLET CONNECTIONS	1/2" (15A) 20K FLANGE
OUTLET CONNECTION	Rc 3/4" (20A) FEMALE LOW PRESSURE UNION
MAX. LOCK-UP PRESSURE	1.2kg/cm ² (0.12MPa)