

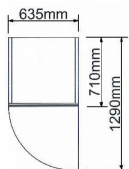
DISPLAY FREEZER

- Blower System
- With Auto Door Lock System
- Heated Glass

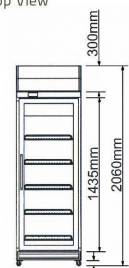


1D/DF-S-EV

1 Door



Top View

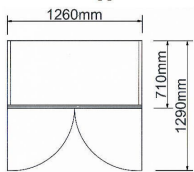


Front View

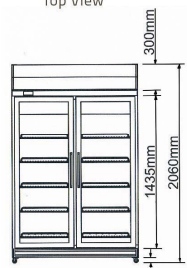


2D/DF-S-EV

2 Door



Top View

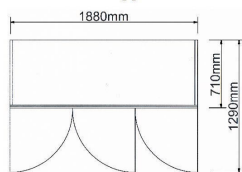


Front View

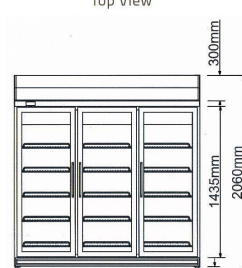


3D/DF-S-EV

3 Door



Top View



Front View

HIGHLIGHTS

Triple layer heated glass, frost free.

All display freezer

are with expansion valve (TX valve)

Internally lighted promotes impulse sales.

Shielded fluorescent internal lighting assures safely.

Illuminated

display signboard.

Magnetic heated glass door with self closing system,

it can effectively prevent the loss of cool air.

Door stationery opened,

makes it easy and convenient to put in and take out the goods.

Air flow guard, prevent airflow blockage

for refrigerated product.

High-density Cyclo-isopentane Polyurethane

insulated body saves energy.

Automatic defrost system

saves energy consumption and provide shortest possible defrost cycle.

Minimum wattage heater for body

to avoid condensation at lowest energy rate.

Large cooling coil heater for body

to avoid condensation at lowest energy rate.

Refrigeration system protected from corrosion

by urethane-treated evaporator coil.

Blower system (assisted with fan)

will ensure homogenous coolness in the storage space.

Environmental friendly refrigerant

(CFC and HCFC Free) R404a.

5 tier removable and adjustable shelves.

Self contained system,

no plumbing required.

Tested at ambient temperature of 32°C,

with no load.

TABLE INFO



	1 DOOR	2 DOOR	3 DOOR
MODEL	1D/DF-G-EV 1D/DF-S-EV	2D/DF-G-EV 2D/DF-S-EV	3D/DF-G-EV 3D/DF-S-EV
Temperature°C (celsius)	-10 to -18	-10 to -18	-10 to -18
External Dimension (mm)	635 x 710 x 2060	1260 x 710 x 2060	1880 x 710 x 2060
Internal Dimension (mm)	520 x 595 x 1435	1143 x 595 x 1435	1765 x 595 x 1435
Gross Volume (Litres)	444	976	1507
Voltage/ Frequency (V/ Hz)	230V/1/50Hz 220V/1/60Hz	230V/1/50Hz 220V/1/60Hz	230V/1/50Hz 220V/1/60Hz
Weight (kgs)	113	199	279
Compressor	3/4Hp	1Hp	1.5Hp
Wattage (W)	950 - 1050	1520 - 1680	1900 - 2100
Ampere (A)	4.5 - 4.9	7.6 - 8.4	8.5 - 9.5
Energy Consumption (kw/ 24h)	14.5 - 16.1	20.4 - 22.6	31.3 - 34.5
System	Forced Convection	Forced Convection	Forced Convection
Refrigerant/ Grams	R404a / 820g	R404a / 1380g	R404a / 1550g
Defrost System	Electric Heater	Electric Heater	Electric Heater
Temperature Control	Digital	Digital	Digital
Shelves (PVC)	5 pcs per door	5 pcs per door	5 pcs per door
Number Of Clips	20	40	60
Unit For 20ft Container	27	12	9
Unit For 40ft Container	51	27	18

Note:

Colour of Door Frame : G - Gold Aluminium Frame /
S - Silve Aluminium Frame

As product improvement is an on going process, we reserve the right to change specifications or design without notice.